


600282

2018



1

2

3

4

5

2018 12 31

4,

"

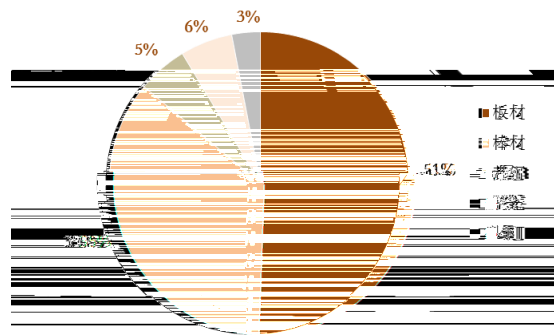
"

" "

480

Ni

460



2018

"

"

1,000

" + "

834429

872438 2

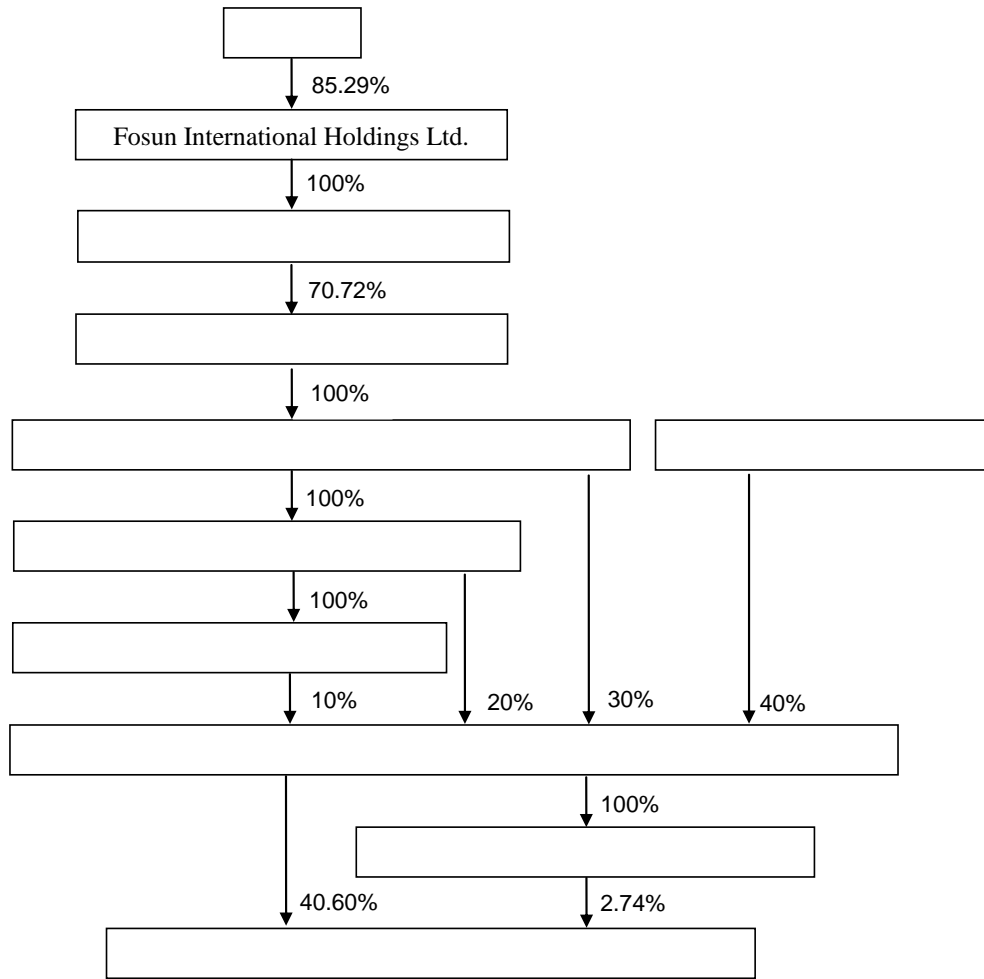
3

3.1 3

	2018	2017	(%)	2016
	41,194,585,952.13	37,735,444,348.85	9.17	34,301,645,524.43
	43,646,788,888.30	37,600,664,145.81	16.08	24,173,859,122.53
	4,008,192,215.36	3,200,349,431.10	25.24	353,735,196.04
	3,947,172,833.45	3,074,183,971.14	28.40	147,944,593.04
	15,378,951,063.71	11,575,266,229.42		

	[REDACTED]						
2015	[REDACTED]						
	61,802,867	61,802,867	1.40	0		0	
	0	45,000,000	1.02	0			





4.4

10

5

5.1

: :

						%		
2011	11	122067	2011-05-06	2018-05-06	0	5.8		

5.2

2018 5 7 " 11 " 2017 5 6 2018 5
 5 " 11 " 2018 4 21
 2011

2018-030

5.3

2018 4 13

2011

2018 100033

AA AA+ " 11 " AAA 2018
 4 14

2018-026

2011

5.4 2

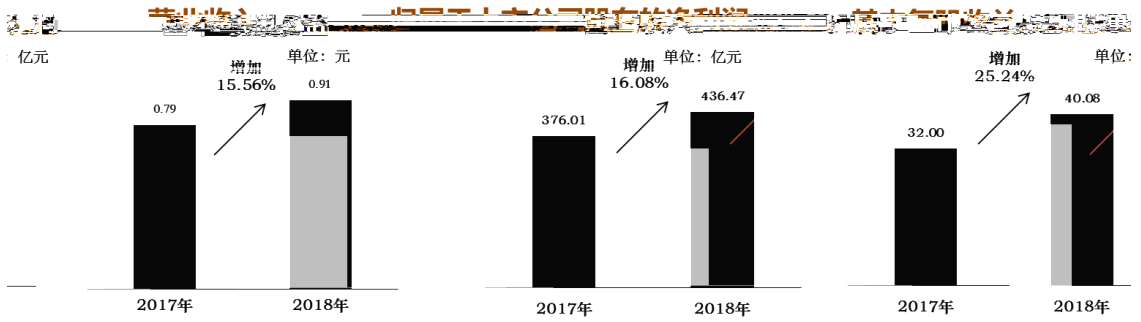
	2018	2017	%
%	51.91	58.77	6.86
EBITDA	67.42%	45.08%	49.56
	15.03	6.97	115.57

1

1.1

z

2018 436.47 16.08%
 40.08 25.24% 0.91 15.56%

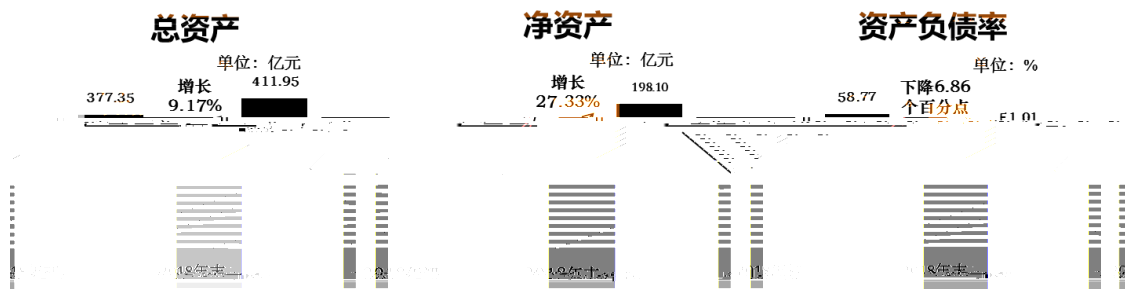


2018
 155.58
 51.91%

377.35
 198.10
 6.86

411.95
 27.33%


9.17%
 58.77%



2018
 3.77
 10.86%

588.05
 1.82

60.18%
 20.11%



1.2

		908.81	1.21%	1,005.01	
2.04%	917.15		4.43%	436.47	16.08%
	4 0	00.08	25		

2

" "

26 292 62

FMG SKF "

" " " 21

9 9


9Ni VOC
- X80
" 7"

90%

60%

4,086.56 / 13.49%

25.41%



2018

3

		555.3kgce	16.7kgce	24.70
	52.8%	484kWh	3kWh	1.95
0.6				

2020 10

4

C2M

" "

" "

2018

" JIT+C2M"

9864 Tc[2018]TJET EMC ID 26JE21B9111298305B11149A4091111.204TJET E

5
2018 47 8 "

2

3

4

2018 6 15
2018 15

2018

2018 12 4

2018-094

5

6

2018

50

"

"

7

1